










FAQ – Safety & Security During Power Outages

| | | |
|--|--|---|
| <p>What should I do when using Lifts on Campus</p>  | <ul style="list-style-type: none"> • Watch your step entering and exiting a lift. • Step aside and allow passengers exiting to get off. • Press the “door open” button to hold the doors open. • Check the posted maximum capacity of lifts, do not overload. • Discourage unsafe behaviour by others in and around lifts. • Report any lift-related accidents and vandalism promptly. • When pressing the landing lift buttons, only press the direction that you are going, not both buttons. |  |
| <p>What should NOT be done when using Lifts on campus</p>  | <ul style="list-style-type: none"> • Do not use your hand or leg to stop the doors from closing. • Do not lean on lift door. • Do not jump up and down inside a lift. • Do not cram into a lift that is exceeding its capacity. • Be aware of other people travelling in the lift and refrain from pushing, shouting or using bad language. • Refrain from eating or drinking in the lift. • In case of an emergency, do not use the lifts. |  |
| <p>Can I use the Lifts During Loadshedding?</p> | <ul style="list-style-type: none"> • Make Sure you know the Loadshedding times before using the lifts by downloading the Eskom se Push app. • Do not use lift 10 minutes before or after a scheduled loadshedding or power outage. |  |
| <p>What should I do if I am stuck in a lift?</p> | <ul style="list-style-type: none"> • In an emergency, press the alarm button which will dial to Maintenance call centre / CPS. • Remain calm and call the emergency number displayed in the lift. • Keep away from the lift door in case rescue personnel open it. • NEVER ATTEMPT TO CRAWL, JUMP OR CLIMB OUT OF A LIFT BETWEEN FLOORS. • Wait for emergency personnel for assistance. |  |

| | | |
|--|--|---|
| <p>Is there power back up during Electrical power outages?</p> | <ul style="list-style-type: none"> • Some buildings do have Back-up generator that will power access control, lights & selected critical items. • Access systems has battery back-up but can fail – depending on usage frequency of loadshedding. • Building may have emergency battery pack lighting but only to aid exit. |  |
| <p>What if there is no power back up system</p> | <ul style="list-style-type: none"> • Back-up generator (no) – decision to evacuate rests with HOD. • All mag-locked doors (mostly exits) have green break-glasses. • Some access doors have thumb-turn overrides. • All Fire escape/ exit doors / fire route exit doors will have Red fire break-glasses as last resort |  |
| <p>What should I do if there is a sudden power outage and there is no power backup?</p> | <ul style="list-style-type: none"> • Locate the evacuation passages – will be signposted. • Find access or exit doors – also signposted. • Exit and follow the signs until you leave the building. • The evacuation signs are luminescent but rely on available light to be activated, therefore evacuation should essentially be within an hour, especially if there is no emergency lighting. |  |
| <p>What happens to the access-controlled doors if there is no power?</p> | <p>When there is no power or the backup battery runs down then the doors are automatically released.</p> <p>Maglock doors – will release when the batteries are drained</p> <p>Strike lock doors – will engage when the batteries are depleted (thumb turn override or Green Break Glass override)</p> <p>Access control Main Controller loose memory due to depleted batteries and must be reprogrammed by a 3rd party contractor.</p> |  |
| <p>What is in place to prevent non entry into access-controlled doors if they automatically release?</p> | <ul style="list-style-type: none"> • In this instance, persons in the buildings are to remain vigilant and report any suspicious activity or persons entering the building or venue. • CPS will continue with mobile and foot patrolling |  |



FAQ – Safety and Security During Power Outages

| | | |
|---|---|---|
| <p>What happens if the door Mechanism stays locked during Power outages and persons cannot exit a venue/building?</p> | <ul style="list-style-type: none">• Doors have emergency release buttons or thumb knobs.• If door is locked, locate thumb turn (waist or shoulder high) or green break-glass and activate.  <ul style="list-style-type: none">• As a last resort, the red fire break-glass can also be used to release access and exit doors.  |  |
|---|---|---|

Should you require assistance during power outages, you should contact CPS or OHSE division.

CONTACT INFORMATION

Campus Security (021-6502222/0806502222) should be called for any emergency in the UCT Campus environment.

They will assist in calling the relevant persons or emergency services.

- Fire-related incidents
- Accidents
- Bomb threats
- Medical incidents
- Hazardous material spills
- Power outages
- Person/s stuck in lifts.

The OHSE Divisions may be contacted in the following ways:

- a) Phone – 021 650 0999
- b) Email – ohse@uct.ac.za

